

MOTOR PERFORMANCE		Winding codes	RA	RA	UA	UA
		UNIT	FREE AIR COOLING	FORCED AIR COOLING	FREE AIR COOLING	FORCED AIR COOLING
Fp	Peak force	N	801	801	762	762
Fc	Continuous force	N	131	162	125	155
Fs	Standstill force	N	98.7	121	94.5	116
Ip	Peak current	Arms	17.8	17.8	36.6	36.6
Ic	Continuous current	Arms	2.85	3.52	5.91	7.30
Is	Standstill current	Arms	2.15	2.64	4.46	5.47
vs	Rated low speed	mm/s	0.88	2.6	0.91	2.7
Pc	Power dissipation @ Ic	W	92.1	137	91.3	136
Fd	Max. detent force (average to peak)	N	0.0	0.0	0.0	0.0
Fa	Attraction force	N	0.00	0.00	0.00	0.00

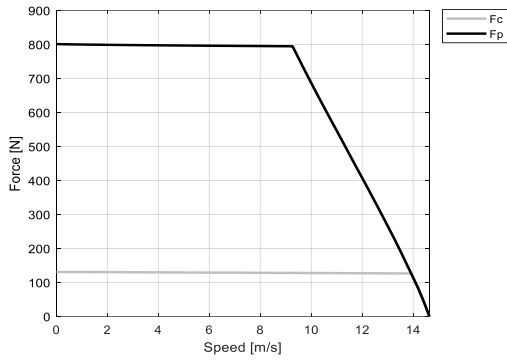
MOTOR SETTING		UNIT				
Kt	Force constant	N/Arms	47.3	47.3	21.8	21.8
Ku	Back EMF constant (*)	Vrms/(m/s)	28.4	28.4	13.1	13.1
Km	Motor constant	N/√W	16.7	16.7	16.1	16.1
R20	Electrical resistance at 20°C (*)	Ohm	5.34	5.34	1.23	1.23
L	Electrical inductance (*)	mH	12.0	12.0	2.55	2.56
rth	Thermal time constant	s	731	246	705	239
Rth	Thermal resistance	K/W	1.19	0.791	1.20	0.798
2tp	Magnetic period	mm	64	64	64	64
mw	Magnetic way mass	kg/m	22.7	22.7	22.7	22.7
mm	Motor mass	kg	0.509	0.662	0.491	0.645

MOTOR ENVIRONMENT		UNIT				
Udc	Nominal DC bus voltage	VDC	600	600	600	600
Ss	Stator exchange surface	m²	0.08	0.08	0.08	0.08
x	Assumed stroke	m	0.38	0.38	0.38	0.38
θamb	Ambient temperature	°C	20	20	20	20
θmax	Maximum coil temperature	°C	130	130	130	130
θa	Inlet air temperature	°C	N/A	20	N/A	20
qa	Minimum air flow	l/min	N/A	33	N/A	33
Δpa	Minimum inlet air gauge pressure	bar	N/A	0.3	N/A	0.3

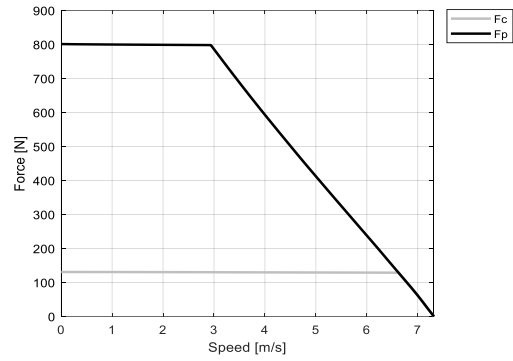
Notes: (*) terminal to terminal.
Hypotheses and tolerances are in ETEL Integration Manual.

Caution: Any use of the motor beyond speed/force limit could lead to hazardous voltage and serious injuries. Customer is responsible for setting safeties/limitations that will keep the motor in its safe operating area. ETEL cannot be held responsible if the motor is used in an improper way.

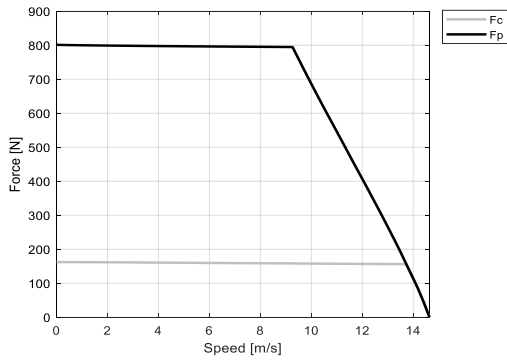
RA - FREE AIR COOLING - 600V



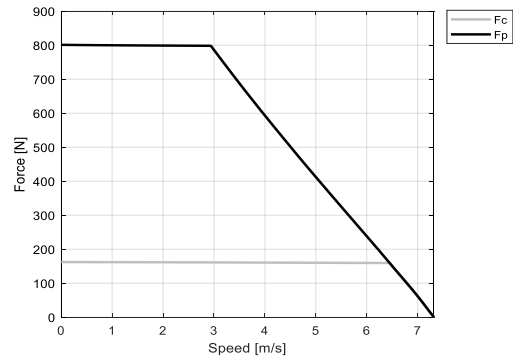
RA - FREE AIR COOLING - 300V



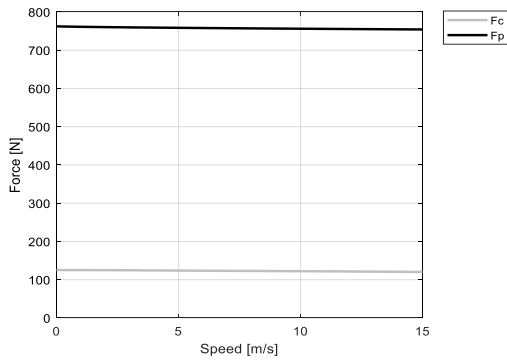
RA - FORCED AIR COOLING - 600V



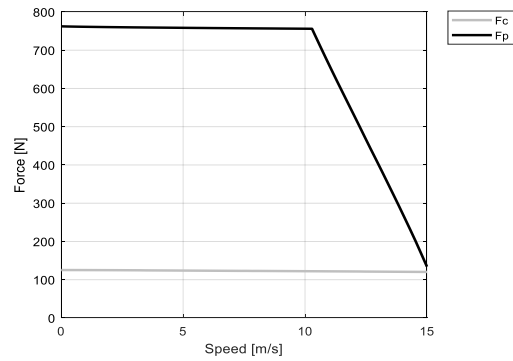
RA - FORCED AIR COOLING - 300V



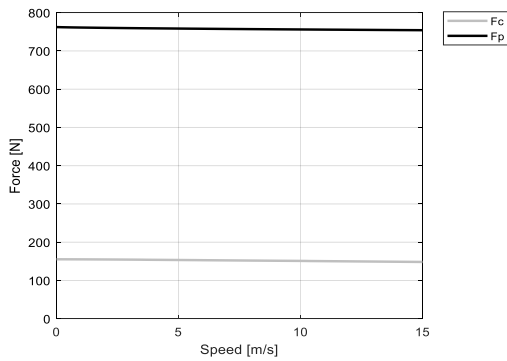
UA - FREE AIR COOLING - 600V



UA - FREE AIR COOLING - 300V



UA - FORCED AIR COOLING - 600V



UA - FORCED AIR COOLING - 300V

